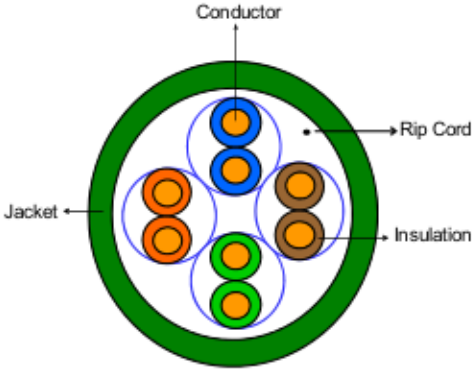




4PAIR 24AWG CAT5E 350MHZ. CMP UTP CABLE																																																																																																																																																													
<p align="center">Cross Section</p> 																																																																																																																																																													
<p align="center">Description</p> <p>Category 5E 24awg, 4pr., UTP, Plenum, Horizontal (Solid) Cable</p>																																																																																																																																																													
<p align="center">Application</p> <p>Application Horizontal or Vertical(Riser) Wiring in LAN</p> <p>Reference Standard ANSI/EIA/TIA 568-C.2 with applicable electrical transmission characteristics</p>																																																																																																																																																													
<p align="center">Construction</p> <table border="0"> <tr><td>Conductor</td><td>Solid Bare Copper</td></tr> <tr><td>AWG</td><td>24</td></tr> <tr><td>Conductor Dia.(mm)</td><td>0.525</td></tr> <tr><td>Insulation</td><td>FEP</td></tr> <tr><td>Average Thickness(mm)</td><td>0.19</td></tr> <tr><td>Min.Point Thickness(mm)</td><td>0.17</td></tr> <tr><td>Insulation Dia.(±0.02mm)</td><td>0.91</td></tr> <tr><td>Twisting Lay Length(mm)</td><td>30underneath</td></tr> <tr><td>Cabling Lay Length(±20mm)</td><td>140</td></tr> <tr><td>Jacket</td><td>Low Smoke</td></tr> <tr><td>Average Thickness(mm)</td><td>0.5</td></tr> <tr><td>Min.Point Thickness(mm)</td><td>0.43</td></tr> <tr><td>Outer Dia.(±0.2mm)</td><td>5.0</td></tr> <tr><td>Rip Cord</td><td>Yes</td></tr> </table>		Conductor	Solid Bare Copper	AWG	24	Conductor Dia.(mm)	0.525	Insulation	FEP	Average Thickness(mm)	0.19	Min.Point Thickness(mm)	0.17	Insulation Dia.(±0.02mm)	0.91	Twisting Lay Length(mm)	30underneath	Cabling Lay Length(±20mm)	140	Jacket	Low Smoke	Average Thickness(mm)	0.5	Min.Point Thickness(mm)	0.43	Outer Dia.(±0.2mm)	5.0	Rip Cord	Yes																																																																																																																																
Conductor	Solid Bare Copper																																																																																																																																																												
AWG	24																																																																																																																																																												
Conductor Dia.(mm)	0.525																																																																																																																																																												
Insulation	FEP																																																																																																																																																												
Average Thickness(mm)	0.19																																																																																																																																																												
Min.Point Thickness(mm)	0.17																																																																																																																																																												
Insulation Dia.(±0.02mm)	0.91																																																																																																																																																												
Twisting Lay Length(mm)	30underneath																																																																																																																																																												
Cabling Lay Length(±20mm)	140																																																																																																																																																												
Jacket	Low Smoke																																																																																																																																																												
Average Thickness(mm)	0.5																																																																																																																																																												
Min.Point Thickness(mm)	0.43																																																																																																																																																												
Outer Dia.(±0.2mm)	5.0																																																																																																																																																												
Rip Cord	Yes																																																																																																																																																												
<p align="center">Insulation Colors</p> <p>Insulation colors:</p> <table border="0"> <tr><td>Pair 1:</td><td>Blue, White/Blue</td></tr> <tr><td>Pair 2:</td><td>Orange, White/Orange</td></tr> <tr><td>Pair 3:</td><td>Green, White/Green</td></tr> <tr><td>Pair 4:</td><td>Brown, White/Brown</td></tr> </table>		Pair 1:	Blue, White/Blue	Pair 2:	Orange, White/Orange	Pair 3:	Green, White/Green	Pair 4:	Brown, White/Brown																																																																																																																																																				
Pair 1:	Blue, White/Blue																																																																																																																																																												
Pair 2:	Orange, White/Orange																																																																																																																																																												
Pair 3:	Green, White/Green																																																																																																																																																												
Pair 4:	Brown, White/Brown																																																																																																																																																												
<p align="center">Jacket Colors</p> <table border="0"> <tr><td>Standard</td><td>Blue, White, Gray, Yellow</td></tr> <tr><td>Special</td><td>Per customer request</td></tr> </table>		Standard	Blue, White, Gray, Yellow	Special	Per customer request																																																																																																																																																								
Standard	Blue, White, Gray, Yellow																																																																																																																																																												
Special	Per customer request																																																																																																																																																												
<p align="center">Part No.: 185-100xx</p> 																																																																																																																																																													
<p align="center">Performance</p> <p align="center">Electrical Characteristics:</p> <table border="1"> <thead> <tr> <th>Frequency (MHz)</th> <th>Return loss (dB)</th> <th>Attenuation (dB/100m)</th> <th>NEXT (dB)</th> <th>ACR (dB)</th> </tr> </thead> <tbody> <tr><td>0.772</td><td>19.4</td><td>1.8</td><td>67.0</td><td>65.0</td></tr> <tr><td>1</td><td>20.0</td><td>2.0</td><td>65.3</td><td>63.0</td></tr> <tr><td>4</td><td>23.0</td><td>4.1</td><td>56.3</td><td>52.0</td></tr> <tr><td>8</td><td>24.5</td><td>5.8</td><td>51.8</td><td>46.0</td></tr> <tr><td>10</td><td>25.0</td><td>6.5</td><td>50.3</td><td>44.0</td></tr> <tr><td>16</td><td>25.0</td><td>8.2</td><td>47.3</td><td>39.0</td></tr> <tr><td>20</td><td>25.0</td><td>9.3</td><td>45.8</td><td>37.0</td></tr> <tr><td>25</td><td>24.3</td><td>10.4</td><td>44.3</td><td>34.0</td></tr> <tr><td>31.25</td><td>23.6</td><td>11.7</td><td>42.9</td><td>31.0</td></tr> <tr><td>62.5</td><td>21.5</td><td>17.0</td><td>38.4</td><td>21.0</td></tr> <tr><td>100</td><td>20.1</td><td>22.0</td><td>35.3</td><td>13.0</td></tr> <tr><td>350</td><td>16.3</td><td>43.0</td><td>32.1</td><td>10.4</td></tr> </tbody> </table> <table border="1"> <thead> <tr> <th>Frequency (MHz)</th> <th>PSNEXT (dB)</th> <th>ELFEXT (dB/100m)</th> <th>ELFEXT B/100m</th> <th>Delay (s/100m)</th> </tr> </thead> <tbody> <tr><td>0.772</td><td>64.0</td><td>66.0</td><td>63.0</td><td>575.0</td></tr> <tr><td>1</td><td>62.3</td><td>63.8</td><td>60.8</td><td>570.0</td></tr> <tr><td>4</td><td>53.3</td><td>51.7</td><td>48.7</td><td>552.0</td></tr> <tr><td>8</td><td>48.8</td><td>45.7</td><td>42.7</td><td>546.7</td></tr> <tr><td>10</td><td>47.3</td><td>43.8</td><td>40.8</td><td>545.4</td></tr> <tr><td>16</td><td>44.3</td><td>39.7</td><td>36.7</td><td>543.0</td></tr> <tr><td>20</td><td>42.8</td><td>37.7</td><td>34.7</td><td>542.0</td></tr> <tr><td>25</td><td>41.3</td><td>35.8</td><td>32.8</td><td>541.2</td></tr> <tr><td>31.25</td><td>39.9</td><td>33.9</td><td>30.9</td><td>540.4</td></tr> <tr><td>62.5</td><td>35.4</td><td>27.8</td><td>24.8</td><td>538.6</td></tr> <tr><td>100</td><td>32.3</td><td>23.8</td><td>20.8</td><td>537.6</td></tr> <tr><td>350</td><td>30.1</td><td>16.0</td><td>13.0</td><td>535.6</td></tr> </tbody> </table> <table border="0"> <tr><td>1.0-100.0MH impedance(ohms)</td><td>100±15</td></tr> <tr><td>1.0-100.0MH Delay Skew(ns/100m)</td><td><=45</td></tr> <tr><td>Pair-to-Ground Capacitance Unbalance(Pf/100m)</td><td><=330</td></tr> <tr><td>Max. Conductor DC Resistance 20°C (ohms/km)</td><td>93.8</td></tr> <tr><td>Resistance Unbalance(%)</td><td><=5</td></tr> </table> <p>Mechanical Characteristics:</p> <table border="0"> <tr><td>Test Object</td><td>Jacket</td></tr> <tr><td>Test Material</td><td>Low Smoke</td></tr> <tr><td>Before Tensile Strength(Mpa)</td><td>>=13.8</td></tr> <tr><td>Aging Elongation (%)</td><td>>=100</td></tr> <tr><td>Aging Condition(°Cxhrs)</td><td>100x240</td></tr> <tr><td>After Tensile Strength (Mpa)</td><td>>=85% of unaged</td></tr> <tr><td>After Elongation (%)</td><td>>=50% of unaged</td></tr> <tr><td>Cold Bend(-20±2°Cx4hrs)</td><td>No crack</td></tr> </table>		Frequency (MHz)	Return loss (dB)	Attenuation (dB/100m)	NEXT (dB)	ACR (dB)	0.772	19.4	1.8	67.0	65.0	1	20.0	2.0	65.3	63.0	4	23.0	4.1	56.3	52.0	8	24.5	5.8	51.8	46.0	10	25.0	6.5	50.3	44.0	16	25.0	8.2	47.3	39.0	20	25.0	9.3	45.8	37.0	25	24.3	10.4	44.3	34.0	31.25	23.6	11.7	42.9	31.0	62.5	21.5	17.0	38.4	21.0	100	20.1	22.0	35.3	13.0	350	16.3	43.0	32.1	10.4	Frequency (MHz)	PSNEXT (dB)	ELFEXT (dB/100m)	ELFEXT B/100m	Delay (s/100m)	0.772	64.0	66.0	63.0	575.0	1	62.3	63.8	60.8	570.0	4	53.3	51.7	48.7	552.0	8	48.8	45.7	42.7	546.7	10	47.3	43.8	40.8	545.4	16	44.3	39.7	36.7	543.0	20	42.8	37.7	34.7	542.0	25	41.3	35.8	32.8	541.2	31.25	39.9	33.9	30.9	540.4	62.5	35.4	27.8	24.8	538.6	100	32.3	23.8	20.8	537.6	350	30.1	16.0	13.0	535.6	1.0-100.0MH impedance(ohms)	100±15	1.0-100.0MH Delay Skew(ns/100m)	<=45	Pair-to-Ground Capacitance Unbalance(Pf/100m)	<=330	Max. Conductor DC Resistance 20°C (ohms/km)	93.8	Resistance Unbalance(%)	<=5	Test Object	Jacket	Test Material	Low Smoke	Before Tensile Strength(Mpa)	>=13.8	Aging Elongation (%)	>=100	Aging Condition(°Cxhrs)	100x240	After Tensile Strength (Mpa)	>=85% of unaged	After Elongation (%)	>=50% of unaged	Cold Bend(-20±2°Cx4hrs)	No crack
Frequency (MHz)	Return loss (dB)	Attenuation (dB/100m)	NEXT (dB)	ACR (dB)																																																																																																																																																									
0.772	19.4	1.8	67.0	65.0																																																																																																																																																									
1	20.0	2.0	65.3	63.0																																																																																																																																																									
4	23.0	4.1	56.3	52.0																																																																																																																																																									
8	24.5	5.8	51.8	46.0																																																																																																																																																									
10	25.0	6.5	50.3	44.0																																																																																																																																																									
16	25.0	8.2	47.3	39.0																																																																																																																																																									
20	25.0	9.3	45.8	37.0																																																																																																																																																									
25	24.3	10.4	44.3	34.0																																																																																																																																																									
31.25	23.6	11.7	42.9	31.0																																																																																																																																																									
62.5	21.5	17.0	38.4	21.0																																																																																																																																																									
100	20.1	22.0	35.3	13.0																																																																																																																																																									
350	16.3	43.0	32.1	10.4																																																																																																																																																									
Frequency (MHz)	PSNEXT (dB)	ELFEXT (dB/100m)	ELFEXT B/100m	Delay (s/100m)																																																																																																																																																									
0.772	64.0	66.0	63.0	575.0																																																																																																																																																									
1	62.3	63.8	60.8	570.0																																																																																																																																																									
4	53.3	51.7	48.7	552.0																																																																																																																																																									
8	48.8	45.7	42.7	546.7																																																																																																																																																									
10	47.3	43.8	40.8	545.4																																																																																																																																																									
16	44.3	39.7	36.7	543.0																																																																																																																																																									
20	42.8	37.7	34.7	542.0																																																																																																																																																									
25	41.3	35.8	32.8	541.2																																																																																																																																																									
31.25	39.9	33.9	30.9	540.4																																																																																																																																																									
62.5	35.4	27.8	24.8	538.6																																																																																																																																																									
100	32.3	23.8	20.8	537.6																																																																																																																																																									
350	30.1	16.0	13.0	535.6																																																																																																																																																									
1.0-100.0MH impedance(ohms)	100±15																																																																																																																																																												
1.0-100.0MH Delay Skew(ns/100m)	<=45																																																																																																																																																												
Pair-to-Ground Capacitance Unbalance(Pf/100m)	<=330																																																																																																																																																												
Max. Conductor DC Resistance 20°C (ohms/km)	93.8																																																																																																																																																												
Resistance Unbalance(%)	<=5																																																																																																																																																												
Test Object	Jacket																																																																																																																																																												
Test Material	Low Smoke																																																																																																																																																												
Before Tensile Strength(Mpa)	>=13.8																																																																																																																																																												
Aging Elongation (%)	>=100																																																																																																																																																												
Aging Condition(°Cxhrs)	100x240																																																																																																																																																												
After Tensile Strength (Mpa)	>=85% of unaged																																																																																																																																																												
After Elongation (%)	>=50% of unaged																																																																																																																																																												
Cold Bend(-20±2°Cx4hrs)	No crack																																																																																																																																																												
<p align="center">Standard Packaging</p> <p align="center">Weight: 24 lbs.</p>  <p align="right">Pull Box</p>																																																																																																																																																													

*All values in this specification are nominal and are subjective to tolerances of +/- 10 to 15%.

It is the sole responsibility of the user to have the most current specification. Specifications are subject to change without notice.